

ONDA THANA MAHAVIDYALAYA

Ph. - (03242) 205965

P.O.-MURAKATA, P.S.-ONDA, DIST.-BANKURA PIN-722144 (W.B.)

Website:-www.ondathanamahavidyalaya.in Email:-otm.principal@gmail.com

Ref No. Date :

NOTICE

It is hereby notified that the Internal Assessment will be conducted from 1 March to 6 March 2021, as per the following schedule –

1st SEMESTER

DATE	TIME	HONS. PAPER	PROG. SUBJECT
01.03.2021	12 – 2.00 PM	CORE-1[101]	GROUP-A [Bengali, English, History, Geography, Philosophy]
02.03.2021	12 – 2.00 PM	CORE-2[102]	GROUP-B [Political Science, Sanskrit, Education, Physical Education]
03.03.2021	12 – 2.00 PM	GE-1 [103]	MIL-1 [103]
04.03.2021	12 – 2.00 PM	ENVS [104]	ENVS [104]

3rd SEMESTER

DATE	TIME	HONS. PAPER	PROG. SUBJECT
01.03.2021	12 - 2.00 PM	CORE – 5 [301]	GROUP – A [Bengali, History, Geography, Philosophy]
02.03.2021	12 – 2.00 PM	CORE – 6 [302]	GROUP – B [English, Political science, Sanskrit, Education, Physical Education]
03.03.2021	12-2.00 PM	CORE – 7[303]	MIL – 2 [303]
04.03.2021	12 -2.00 PM	GE – 3 [303]	SEC- 1 [305]
05.03.2021	12 – 2.00 PM	SEC – 1[305]	

5TH SEMESTER

		HONS.	PROG.
DATE	TIME	PAPER	SUBJECT
01.03.2021	12 – 2.00 PM	CORE – 11 [501]	GROUP – A [Bengali, History, Geography, Philosophy]
02.03.2021	12 – 2.00 PM	CORE – 12 [502]	GROUP – B [English, Political Science, Sanskrit, Education, Physical Education]
03.03.2021	12 -2.00 PM	DSE – 1 [503]	GE – 1 [503]
04.03.2021	12 – 2.00 PM	DSE – 2 [504]	SEC – 3 [504]

Online classes will remain suspended from 26.02.2021.

Question papers will be uploaded on the ERP portal of the college at 12 noon and the students have to upload answer scripts in Pdf format within 2 p.m. punctually. The uploading facility of the portal will not be available after 2 p.m.



Principal

Principal
Onda Thana Mahavidyalaya
P.O.-Murakata, Dist.-Bankura

KNOWHOW INSTRUCTIONS FOR STUDNETS

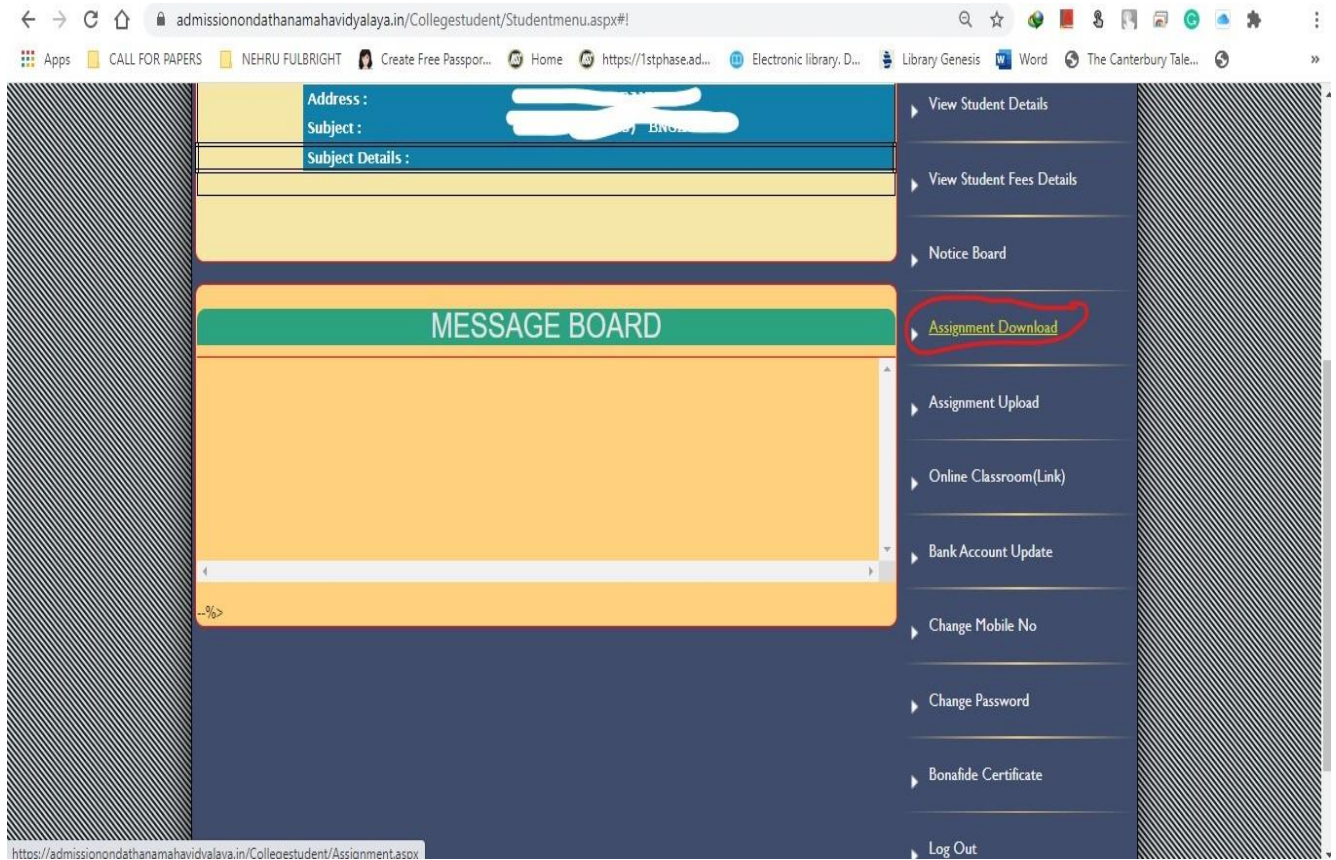
Go to <http://www.ondathanamahavidyalaya.in/>

The screenshot shows the homepage of Ondathanamahavidyalaya. At the top, there is a navigation bar with links: Home, Administration, Academic, Department, Admission, Activities, Facilities, Student Corner, Alumni, and Contact. Below this is a 'Latest News' section on the left and an 'INTERNAL ASSE!' section on the right. The main content area features a 'Welcome to Onda Thana Mahavidyalaya' banner with buttons for 'Online Admission 2020 [4th Phase]', 'Online Class Report', 'Admin Login', 'Teacher's Login', 'Student Login', and 'University Form Fillup'. A video player shows 'FOUNDATION DAY CELEBRATION 2021'. To the right is a 'Notice Board' with a notice for 'INTERNAL ASSESSMENT NOTICE 2021' dated 24/02/2021. Below the notice board is a 'Tender' section and a QR code for the app. At the bottom, there is a banner for 'Onda Thana Mahavidyalaya' with the text 'college text 2017'.

Click on Student Login and Log in using your id and password (of the online admission)

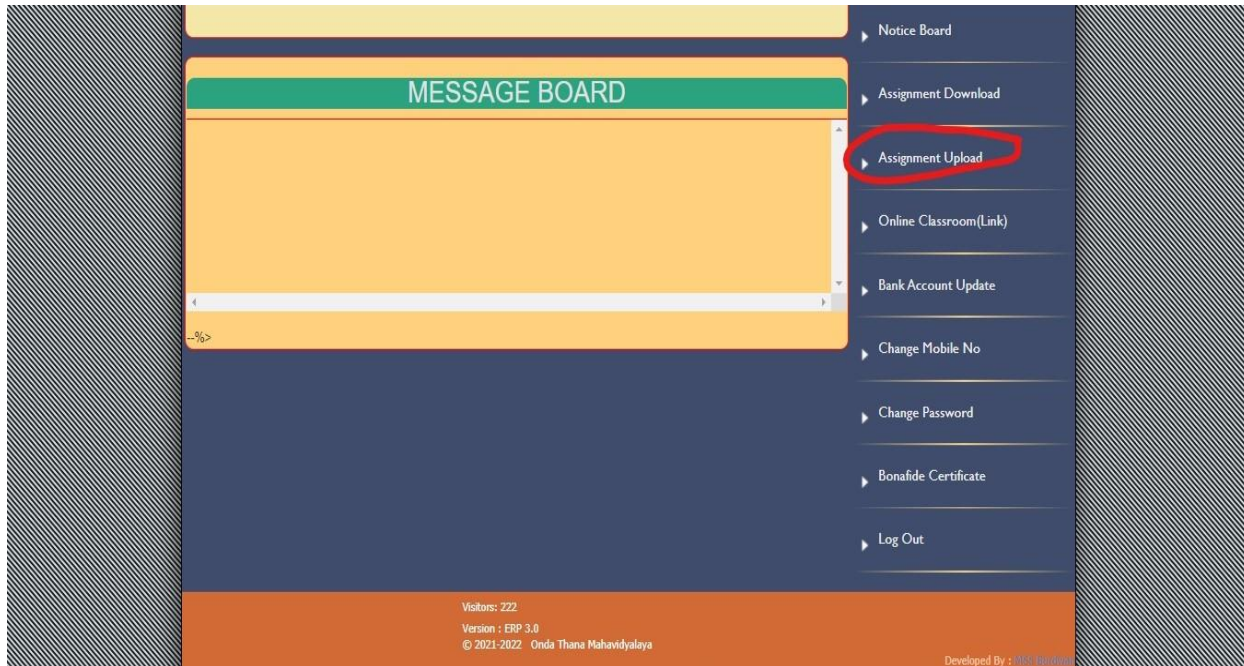
The screenshot shows the 'Student Login' page. At the top, there is a header with the school name 'Onda Thana Mahavidyalaya', address 'R.O. Murakata, Dist. Bankura', and phone number '9474641566'. Below this is a section with 'Important Links :-' and a 'Facebook Page' link. To the right, there are links for 'National Digital Library LINK', 'Click Here To Login', 'Fees Payment for Receiving Marksheet', and 'Click Here To View'. The main content area features a 'Student Login' form with fields for 'User Name' and 'Password', and buttons for 'Login' and 'Exit'. A link for 'Forgot/Re-send Password' is also present.

Go to assignment download tab

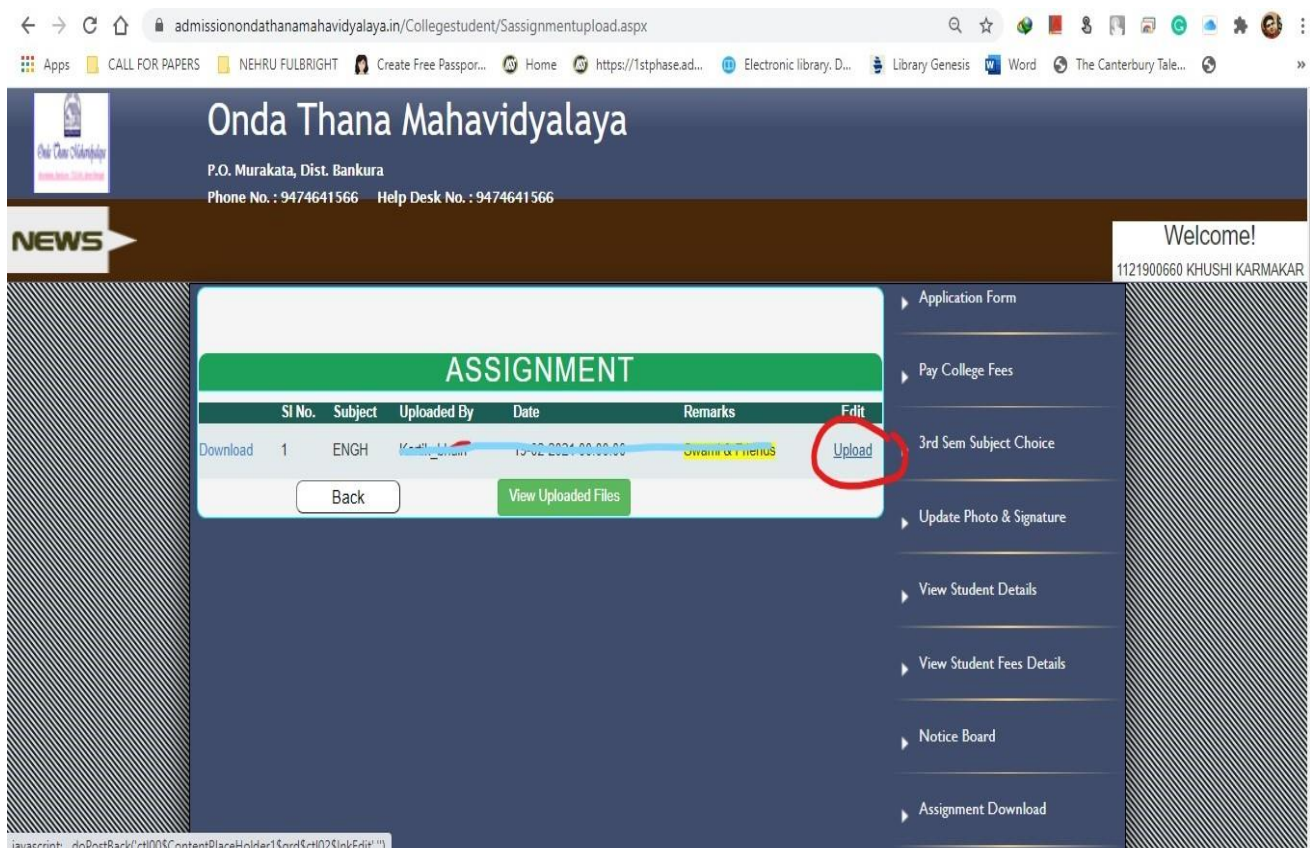


Download question paper. Write the answers and with a pdf scanner scan the answer script. Crop it properly and save to your device.

Now click on assignment upload tab-



Now click on upload tab-



Click on choose file tab-

The screenshot shows a web browser window with the URL `admissionondathanamahavidyalaya.in/Collegestudent/sassignmentupload.aspx`. The page header for Onda Thana Mahavidyalaya includes the address "P.O. Murakata, Dist. Bankura" and contact numbers "Phone No. : 9474641566" and "Help Desk No. : 9474641566". A "NEWS" banner is visible on the left. On the right, a "Welcome!" message identifies the user as "1121900660 KHUSHI KARMAKAR". The main content area features a sidebar with links: "Application Form", "Pay College Fees", "3rd Sem Subject Choice", "Update Photo & Signature", "View Student Details", "View Student Fees Details", "Notice Board", and "Assignment Download". The central area displays a table with columns "Sl No." and "Subject", containing one row with "1" and "ENGH". A "Download" link is next to the row, and a "Back" button is at the bottom. Overlaid on this is a modal window titled "Edit Box" with the heading "Upload Assignment for Swami & Friends". The form in the modal includes fields for "Year:" (3rd SEM), "Subject:" (ENGH), and "Teacher:" (Kartik_bhuin). Below these is a "Choose Files" section with a "Choose File" button, the text "No file chosen", and a "No file chosen" button. A "Cancel" button is at the bottom right of the modal.

Sl No.	Subject
1	ENGH

Download

Back

Edit Box

Upload Assignment for Swami & Friends

Year : 3rd SEM

Subject : ENGH

Teacher : Kartik_bhuin

Choose Files : No file chosen

Upload your answer script in pdf and click upload. You can also check if the file has been uploaded successfully.